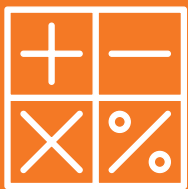


CURRICULUM DESCRIPTION CATALOGUE



KG

Scan to visit our
website for more
information!



[edufront.com](https://www.edufront.com)



KG



ENGLISH PROGRAMME

Master English with a Holistic Curriculum

Transitioning from kindergarten to primary school can be challenging. The Preschool Mastery Program is designed to bridge the educational gap between K2 and P1. The structured coursework ensures students are gradually introduced to the demands of the Primary 1 syllabi, preparing them for what they will encounter in P1.

This course will provide young learners a significant head start and solid foundation in their quest to excel in primary school education.



Vocabulary and Grammar

Students are provided with ppt slides and videos to expand their vocabulary lists



Reading and Comprehension



Speaking and Listening



Writing



At the end of the programme students will be able to:

1. Develop strong foundation in reading and comprehension, oral communication and writing skills for a smooth transition to primary school
2. Develop a wide range of vocabulary in different themes and context
3. Write sentences and paragraphs which are grammatically correct
4. Develop a positive attitude towards learning and overcome challenges



WORKSHEETS

&

ANSWERS

READ ALOUD THE LIST OF HOBBIES.

*Hobbies.
Vocabulary*



fishing




riding a horse



swimming



riding a bike



flying a kite



surfing the web



drawing



watching TV



playing football



cooking



travelling



shopping



working out



skiing



reading




skateboarding



dancing



making videos



taking photos



singing




listening to music




playing phone games



doing gymnastics



walking with a dog



going to the cinema



playing the drums




playing the guitar




hanging out with friends

CIRCLE THE HOBBIES YOU LIKE DOING.



Painting




Baking




Singing




Playing



Reading




Acting




Maths




Learning



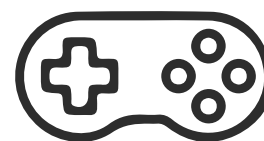
Photos



Gardening



Cooking



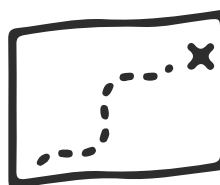
Videogames




Sports



Dancing



Traveling



Watching TV

NUMBER THE HOBBY ACCORDING TO THE RESPECTIVE PICTURE.



HOBBIES

1. dancing
2. reading books
3. cooking
4. playing chess
5. doing gardening
6. listening to music
7. watching TV
8. taking photos
9. playing the piano
10. fishing
11. going shopping
12. singing
13. drawing
14. doing jigsaw puzzles
15. playing board games
16. riding a bike
17. going to the cinema
18. playing computer games
19. flying a kite
20. camping

**Samples of
football jerseys**





DRAW YOUR OWN FOOTBALL JERSEY!

WRITE AN ACROSTIC POEM ABOUT HOCKEY.



H

O

C

K

E

Y


LOOK AT THE QUESTIONS BELOW AND THINK CAREFULLY. MATCH THE CORRECT PICTURES TO THE RESPECTIVE SPORT.




Baseball



Boxing



Ballet



Soccer



Basketball



Bowling



Running



Swimming



MATH PROGRAMME

Our skilled tutors employ the cutting-edge C-P-A-H methodology to assist your child in mastering complex math concepts and applying them to real-life situations. We aim not only to cultivate a profound understanding of mathematics but also to nurture a genuine passion for the subject, allowing your child's math abilities to reach new levels of excellence.

WHAT IS THE C-P-A-H SYSTEM?

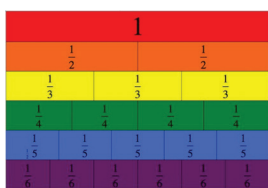
The C-P-A-H system develops your child's mathematical proficiency by building connections between Concrete, Pictorial, Abstract and the Heuristics.

C



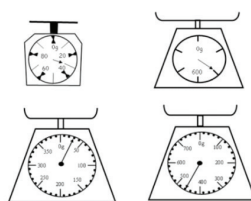
Concrete components include the use of objects that pupils can touch, feel and manipulate during the lesson.

P



Pictorial representations include drawings, diagrams, charts or graphics that pupils can draw, read or interpret.

A



Abstract refers to symbolic representations (like numbers or letters) that pupils can use to showcase their understanding of a concept.

H

Heuristics (Non-routine Strategies)

- Use a diagram
- Look for pattern
- Model method
- Unitary method
- Guess and check
- Making a list
- Working backwards
- Simplify the problem
- Before and after concept
- Branching method
- Repeated identity
- External unchanged
- Total unchanged
- Constant difference
- Number x value
- Simultaneous
- More than less than
- External changed
- Gap and difference

Heuristic refer to various strategies that pupils can use to solve both routine and non-routine maths problems.

With a wealth of knowledge and patience, our math tutors collaborate closely with your child to enhance their confidence and proficiency in math. They utilise diverse teaching approaches to ensure even the most intricate math concepts are easily grasped, and ample practice problems are given to reinforce the learning process.

OUR RESOURCES

1

Comprehensive notes and helpful cheat sheets

2

Diverse practice sets covering multiple-choice questions to word problems

3

Heuristic skills packages to enhance problem-solving abilities

4

Topical reviews for a thorough understanding of each subject

5

Manipulatives to help enhance the learning experience and facilitate a deeper understanding of mathematical concepts

Additionally, we offer diagnostic tests to assess students' proficiency levels, allowing us to provide tailored support through our Learning Management System.

Curriculum Details

TERM 1	TERM 2	TERM 3	TERM 4
Whole Numbers (up to 50) <i>Geometry</i>	Whole Numbers (up to 100) <i>Measurements</i>	Money Data Analysis	Whole Numbers (Advanced)



WORKSHEETS

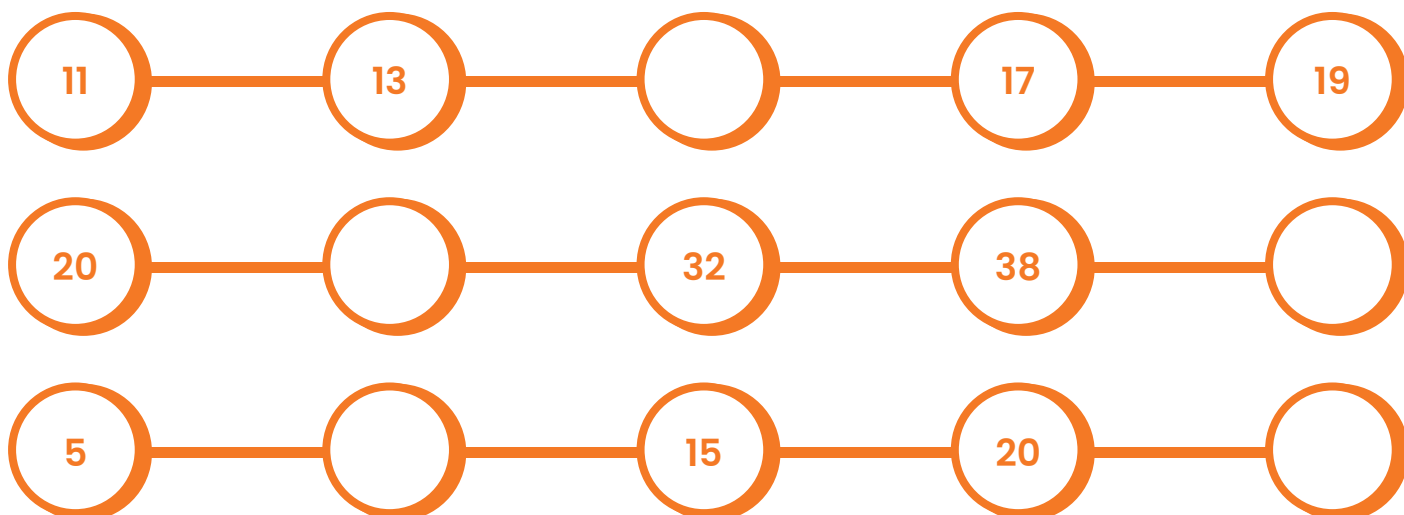
&

ANSWERS

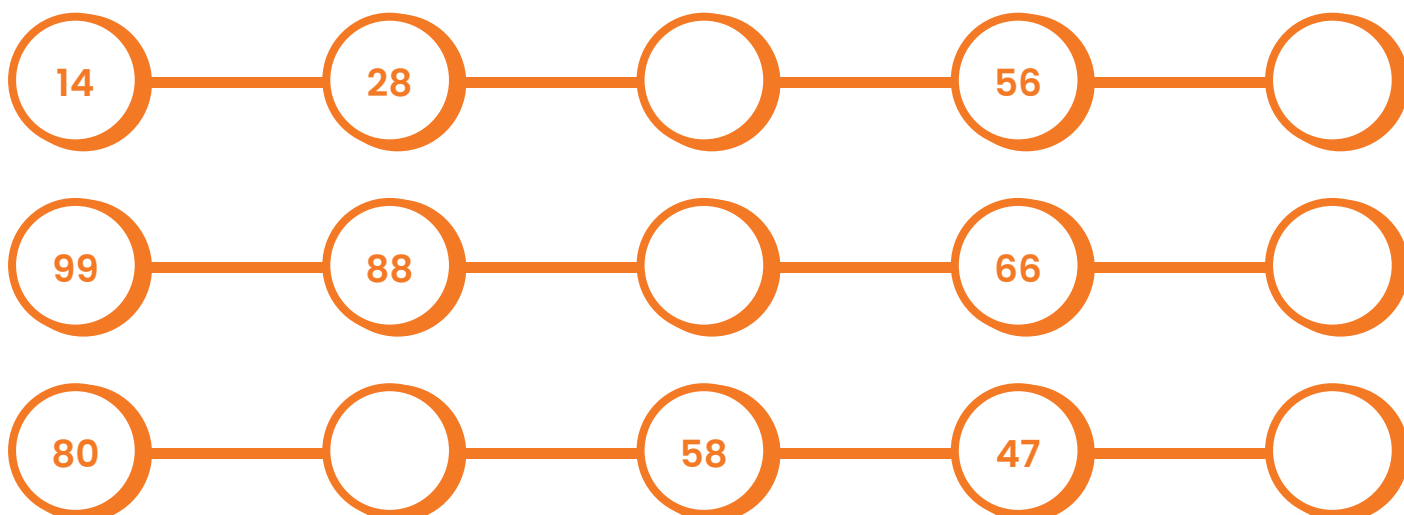
COMPLETE THE PATTERN.

Try to win as many points as you can by completing the number patterns!

SET A | 5 POINTS EACH LINE



SET B | 10 POINTS EACH LINE




LESSON 2: COUNTING MONEY.

Circle the exact amount of money to buy each of the item below.

 <p>90¢</p>	
 <p>50¢</p>	
 <p>50¢</p>	
 <p>80¢</p>	
 <p>\$ 1</p>	

MATCH THE GROUPS AND OUTLINE THEM WITH THE CORRECT GROUP COLOR.





MALAY PROGRAMME

Our K2 Malay Programme will provide your child with a strong foundation in the Malay Language. Our primary goal is to foster our students' confidence in using the Malay language by creating an engaging and enjoyable learning journey. The structured coursework ensures students are gradually introduced to the demands of the Primary 1 syllabus, preparing them for what they will encounter in P1.

OUR MONTHLY CURRICULUM STRUCTURE:



Lisan (Oral Communication)

- Song and Actions
- Show and Tell



Bacaan (Reading)

- Basic Malay Phonics



Kosa Kata (Vocabulary)

- Monthly thematic vocabulary practice
- Authentic experiential learning



Kefahaman (Reading and Comprehension)

- Story-telling by tutor
- Read-along with tutor
- Activities based on story book

ADDITIONAL LEARNING RESOURCES

Other than the weekly worksheets, students are also exposed to a plethora of learning resources made available to them physically and online:



Library corner in all physical centres with specially chosen, quality Malay fiction and non-fiction books.



Online quizzes in our Learning Management System



Recordings of the weekly lessons in our Learning Management System




WORKSHEETS

&






ANSWERS

LATIHAN FONIK


Mari belajar huruf 'A a' !








Surih atau isi tempat kosong dengan huruf 'a'.

	<p>a p i</p>
	<p>a d i k</p>
	<p>_ n g i n</p>
	<p>_ y _ m</p>
	<p>_ r n _ b</p>

Mari belajar huruf ' E e ' !



Surih atau isikan tempat kosong dengan huruf 'e'.

	e p a l
	e m a s
	_ k o r
	_ m p a t
	_ n a k

LATIHAN KOSA KATA

Padankan gambar produk kebersihan diri dengan anggota badan yang sesuai.



LATIHAN KOSA KATA

Selamat berkenalan!

Isikan tempat kosong dengan jawapan yang sesuai.

1. Apakah nama awak?

Nama saya _____.

2. Berpakah umur awak?

Umur saya _____ tahun.

3. Di manakah awak tinggal?

Saya tinggal di _____.

4. Apakah makanan kegemaran awak?

Makanan kegemaran saya ialah _____

_____.



Diri saya

Lukiskan diri anda sedang makan makanan kegemaran anda.

